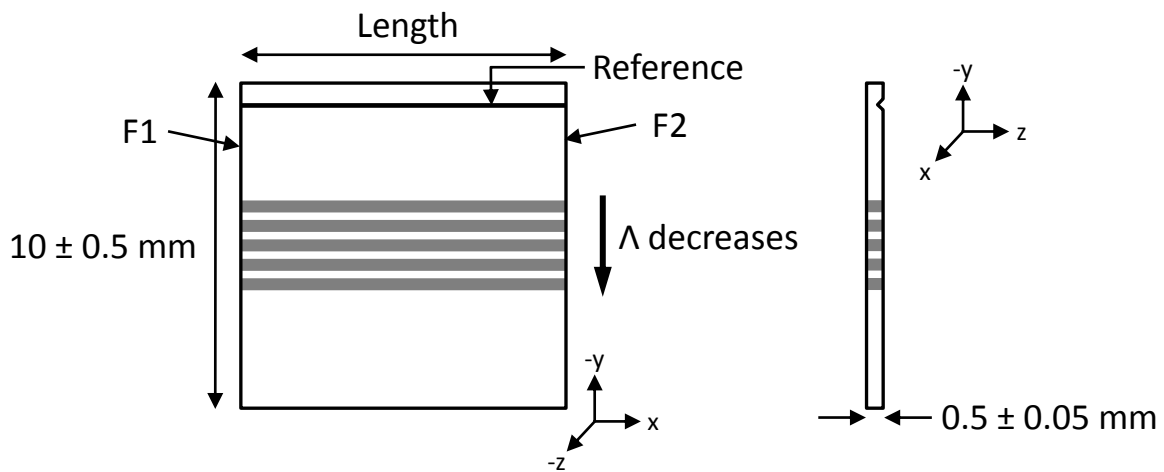


Device Specification

MSHG976-0.5-xx



[Image for reference only. Not to scale.]

Description MgO doped PPLN SHG crystal for 976nm pump

Thickness(z) $0.5\text{mm} \pm 0.05\text{mm}$

Width(y) $10\text{mm} \pm 0.5\text{mm}$

Length(x) $20\text{mm} \pm 0.5\text{mm}$, $10\text{mm} \pm 0.2\text{mm}$, $1\text{mm} \pm 0.1\text{mm}$

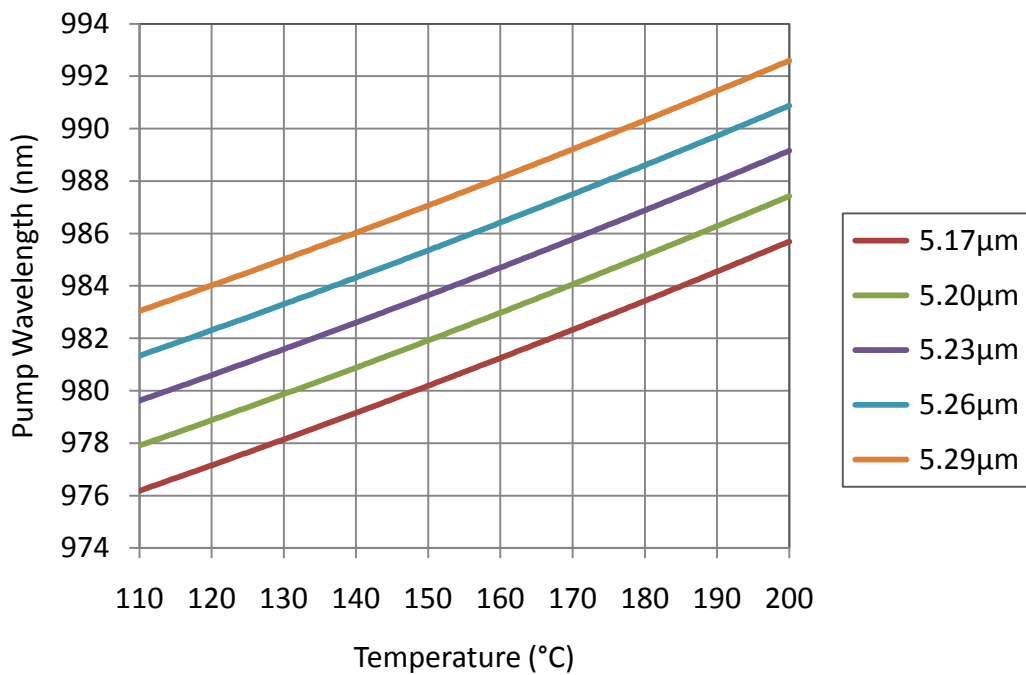
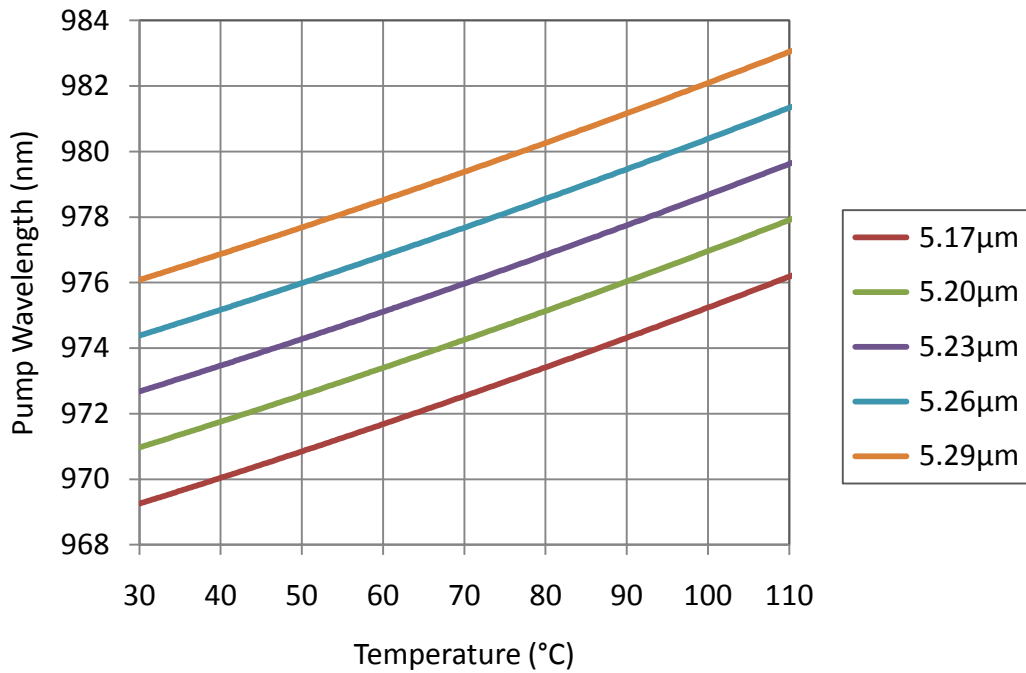
Periods(Λ) 5.17, 5.20, 5.23, 5.26, 5.29 μm

NOTES:

- 1 The SHG device material is Magnesium doped Lithium Niobate with five periodically poled gratings. Each grating is 0.5mm wide with individual periods as listed above. A saw-cut reference mark is provided on the +z face of the crystal to determine the largest grating period (see above diagram). Each poled grating is separated by 0.2mm wide regions of unpoled material.
- 2 The average mark-to-space ratio of each grating is better than 70:30.
- 3 Each device is etched to make the poled gratings visible. Due to the wet-etch nature of this process the top and bottom surface finish of each device may appear cloudy or uneven.
- 4 Perpendicularity of input/output facets F1 and F2 to gratings is within $\pm 0.15^\circ$. Parallelism between end facets F1 and F2 is within ± 5 minutes.
- 5 Optical finish of facets F1 and F2 is within 20/10 scratch dig with $\lambda/8@1064\text{nm}$. No more than two 100 μm size chips per end facet.
- 6 Dual coating to less than $R < 1\%$ at 488 & 976nm on both input/output facets.

Device Specification

MSHG976-0.5-xx



For more information, please contact us at:

Sintec Optronics <http://www.sintec.sg> sales@sintec.sg